



ABOUT FENTEC

Fentec has been designing, manufacturing and delivering innovative and stylish fence and gate systems to the good people of NZ since the early 90s.

The Fentec range has been designed with your budget in mind. Utilising years of experience and traditional construction methods all of products have been manufactured as cost-effective, innovative and stylish systems for your property.

AVAILABLE NATIONWIDE

WIDE RANGE OF PRODUCTS

TRUSTED BRAND AND SERVICE

CUSTOM SIZE OPTIONS AVAILABLE

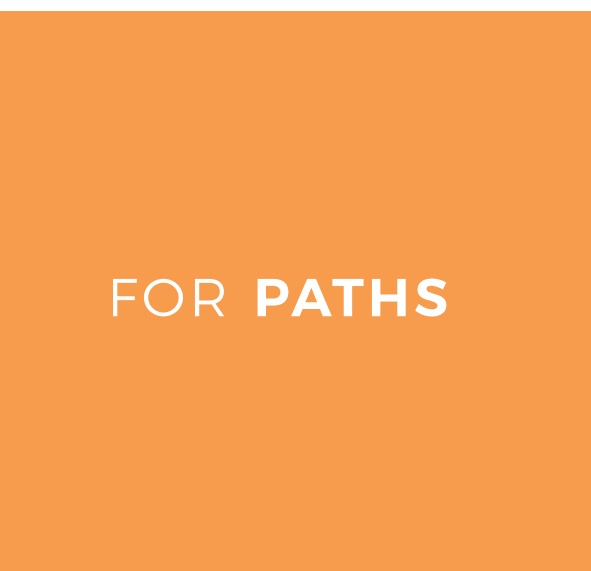


A close-up photograph of a wooden fence made of vertical planks. The wood has a natural, light brown tone with visible grain patterns. Long, dark shadows are cast across the planks from the left and right, suggesting a low sun position. The overall lighting is warm and golden.

**HERE AT FENTEC, WE SPECIALISE
IN PROVIDING YOU WITH QUALITY,
COMPETITIVE FENCE AND GATE SYSTEMS
THAT WILL ENHANCE THE VALUE AND
SAFETY OF YOUR PROPERTY.**



FOR POOLS



FOR PETS





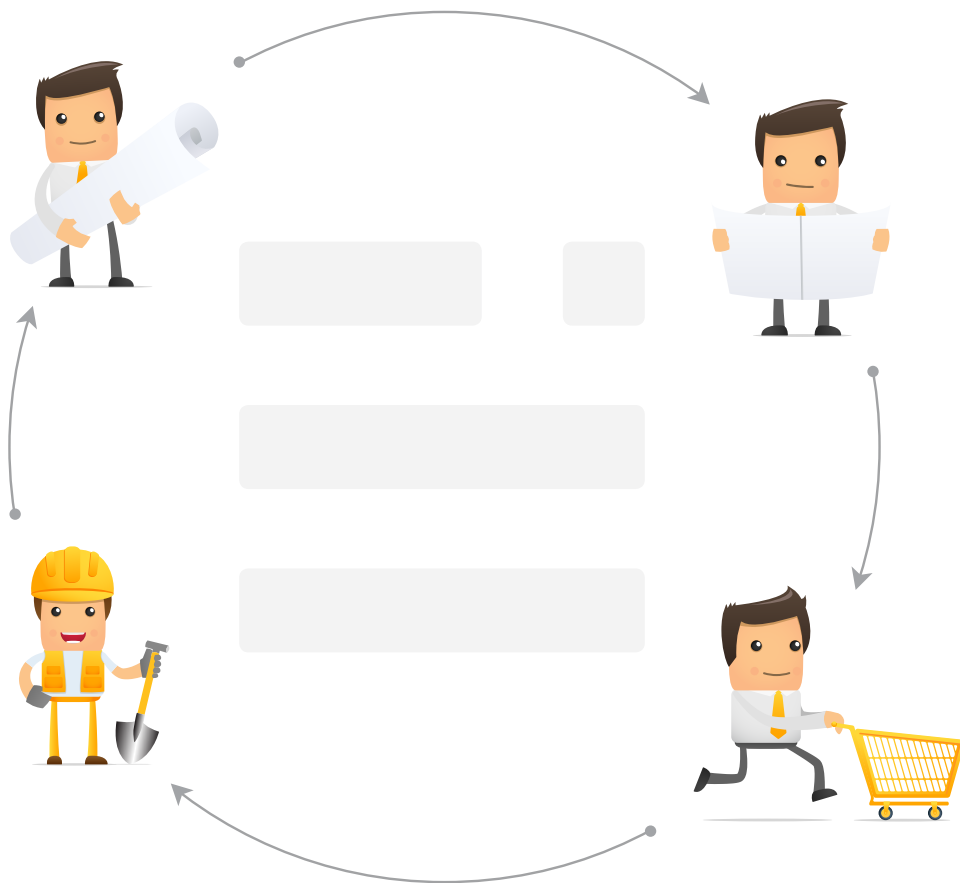
GATES & FENCES IN 4 EASY STEPS

1 MY PROJECT

- ✓ Think about what's important for the finished project, privacy, security etc
- ✓ Sketch a layout plan of the fence and measurements (see page 35)
- ✓ Make sure you note the locations of any gates on your plan

2 MY OPTIONS

- ✓ Take time to consider all your options and to select the right product for you
- ✓ Visit fentec.co.nz for ideas
- ✓ Make sure you check out any local council restrictions on fencing & gates



4 INSTALLING MY GATES & FENCES

- ✓ Check you have all the materials you need to complete your project
- ✓ Visit fentec.co.nz to get HOW-TO-INSTALL guides
- ✓ Build your fence, install your gates – congratulations project completed!

3 MY LOCAL STORE

- ✓ Identify your local Fentec stockist - see fentec.co.nz for a store near you
- ✓ Take your sketch plan and wish-list into the store and they will provide pricing and delivery times for your project
- ✓ Make your purchase for your selected product and collect your goods









ALUMINIUM

Strong and Durable yet light in weight – it can provide the strength of steel with one third of the weight. Aluminium also has an innate resistance to atmospheric conditions and coupled with a powder-coated finish means that rust will never be a problem.

Strong Welded Construction - All Fentec aluminium gates and fences are welded to ensure strength and durability.

Powder-coated Finish - The powder coated finish coupled with the natural properties of aluminium means that you will never have problems with rust.

	 POOLS	 HOME	 EDUCATION	 SECURITY
LODGE	✓	✓	✓	
MANSION	✓	✓	✓	
BALUSTRADE	✓	✓	✓	
FORTRESS PANEL				✓



WARRANTY

All aluminium product is covered by warranty under the conditions of Fentec's warranty agreement, a copy of which is available on request.



LODGE


WHEN LESS IS MORE The Lodge offers great value without compromising strength or style. The design is simple, strong and constructed from long lasting, rust-free aluminium making our Lodge range the perfect choice for your property.




FEATURES



**38 X 25mm
RAIL**



**50 X 50mm
POST**




**EXTERNAL
BRACKET**



**ROUND
VERTICALS**


LODGE LANDSCAPE PANEL

PRODUCT CODE	PANEL HEIGHT
FALLP0924	900mm
FALLP1224	1200mm
PANEL LENGTH	2400mm
HORIZONTAL RAILS	38 x 25mm
VERTICAL BARS	16mm dia




LODGE LANDSCAPE GATE

PRODUCT CODE	GATE HEIGHT
FALLG0995	900mm
FALLG1295	1200mm
GATE WIDTH	950mm
GATE STILES	50 x 50mm
HARDWARE OPTIONS	See page 17




LODGE POOL PANEL

PRODUCT CODE	FALFP1222
PANEL HEIGHT	1200mm
PANEL LENGTH	2250mm
HORIZONTAL RAILS	38 x 25mm
VERTICAL BARS	19mm dia




LODGE POOL GATE

PRODUCT CODE	FALSG1295
GATE HEIGHT	1200mm
GATE WIDTH	950mm
GATE STILES	50 x 50mm
HARDWARE OPTIONS	See page 17



LODGE DRIVEWAY GATE

PRODUCT CODE	FALDG1223
GATE HEIGHT	1200mm
GATE STILES	50 x 50mm
GATE WIDTH	1500mm x 2
HARDWARE OPTIONS	See page 17
Custom sizes available	





MANSION


DESIGN WITH A DIFFERENCE The Mansion is modern, sleek and extra-strong. With a double top rail and square vertical bars, this panel is perfect for both residential and commercial applications. A great option for your front boundary with driveway gates to match, or as a balustrade around your deck or pool.



FEATURES



**40 X 40mm
RAIL**



**50 X 50mm
POST**



**EXTERNAL
PANEL BRACKET**




**19 X 19mm
VERTICAL**

MANSION FENCE PANEL

PRODUCT CODE	PANEL HEIGHT
FAMFP1222	1200mm
FAMFP1523	1500mm
FAMFP1823	1800mm

PANEL LENGTH	2250mm
HORIZONTAL RAILS	40 x 40mm
VERTICAL BARS	19 x 19mm



MANSION PEDESTRIAN GATE

PRODUCT CODE	GATE HEIGHT
FAMSG1295	1200mm
FAMSG1595	1500mm
FAMSG1895	1800mm

GATE WIDTH	950mm
GATE STILES	50 x 50mm
HARDWARE OPTIONS	See page 17



MANSION DRIVEWAY GATE

PRODUCT CODE	GATE HEIGHT
FAMDG1223	1200mm
FAMDG1523	1500mm
FAMDG1823	1800mm

GATE WIDTH	1500mm x 2
GATE STILES	50 x 50mm
HARDWARE OPTIONS	See page 17



Custom sizes available



BALUSTRADE

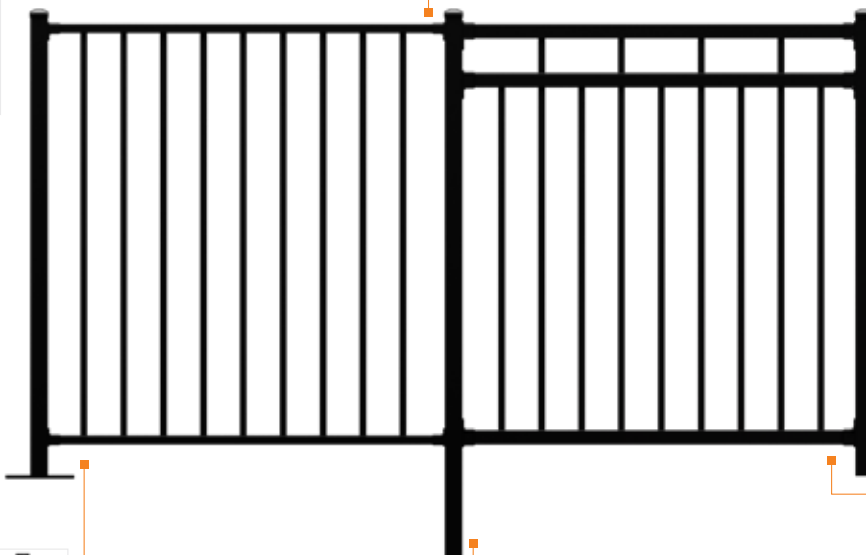
ALUMINIUM BALUSTRADES are a cost effective alternative to timber balustrades. Constructed from high quality aluminium, the balustrade range can be top mounted, face fixed or installed in-ground.



FEATURES



**BLACK
POWDER-
COATED
FINISH**



**FLANGE POST
OPTION**




**FACE FIXED
OPTION**



**IN-GROUND
OPTION**


BARRIER BALUSTRADE

PANEL HEIGHT	1200mm
PANEL LENGTH	2335mm
HORIZONTAL RAILS	50 x 25mm
VERTICAL BARS	19 x 19mm
POSTS	65 x 65mm
POST CENTRE	2400mm




LODGE BALUSTRADE

PANEL HEIGHT	1200mm
PANEL LENGTH	1110mm
HORIZONTAL RAILS	38 x 25mm
VERTICAL BARS	19mm dia
POSTS	65 x 65mm
POST CENTRE	1175mm



MANSION BALUSTRADE

PANEL HEIGHT	1200mm
PANEL LENGTH	1110mm
HORIZONTAL RAILS	40 x 40mm
VERTICAL BARS	19 x 19mm
POSTS	65 x 65mm
POST CENTRE	1175mm



SAFETY FROM FALLING

A fence or barrier is required where people can fall from a height of one meter or more including retaining walls, decks & balconies.

Our Balustrade range meets the [NZ building code](#) when installed in accordance with Fentec Producer Statements. Contact our technical support team for assistance.

Helpful Links [Building.govt.nz/f4-safety-from-falling/](https://www.building.govt.nz/f4-safety-from-falling/) | [Building.govt.nz/guidance-on-barrier-design/](https://www.building.govt.nz/guidance-on-barrier-design/)

CONTACT OUR TECHNICAL SUPPORT TEAM FOR ASSISTANCE - 0800 002 725.



FORTRESS PANEL


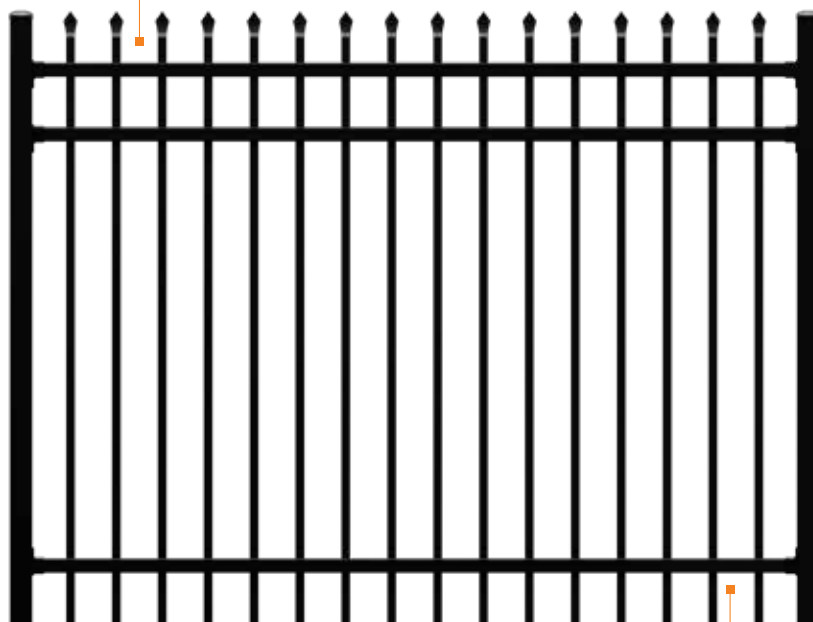
DESIGNED TO PROVIDE SUPERIOR PROTECTION Fortress is manufactured from heavy-wall aluminium componentry, welded for strength and powder-coated for long-term durability. The modular design and comparatively light panel makes installation quick and easy.



FEATURES



**40 X 40mm
RAILS**



**ROD OR SPEAR
OPTION**



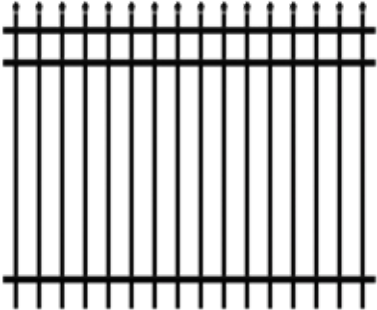
**65 X 65mm
POST**



**25 X 25mm
VERTICAL**

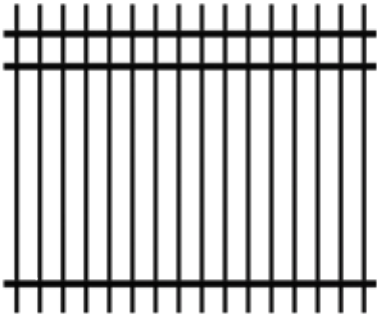
FORTRESS PANEL - SPEAR

PRODUCT CODE	PANEL HEIGHT
FAFFP1822-S	1800mm
FAFFP2122-S	2100mm
PANEL LENGTH	2250mm
HORIZONTAL RAILS	40 x 40mm
VERTICAL BARS	25 x 25mm



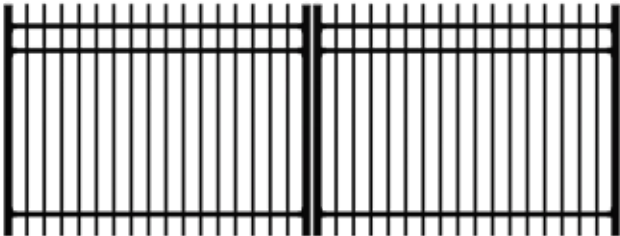
FORTRESS PANEL - ROD

PRODUCT CODE	PANEL HEIGHT
FAFFP1822-R	1800mm
PANEL LENGTH	2250mm
HORIZONTAL RAILS	40 x 40mm
VERTICAL BARS	25 x 25mm



FORTRESS DRIVEWAY GATES

PRODUCT CODE	GATE HEIGHT
FAFDG1823-S	1800mm Spear
FAFDG2123-S	2100mm Spear
FAFDG1823-R	1800mm Rod
GATE WIDTH	1175 - 2350mm
GATE STILES	65 x 65mm
HARDWARE OPTIONS	See page 17



IMPORTANT NOTE: The Fortress range does not meet the requirements of F9 Pool fencing applications and should not be installed where children could be at risk of impalement on top of fence.



POSTS & ACCESSORIES

IN-GROUND POSTS



PRODUCT CODE	SIZE	LENGTH	FINISH
FAP5018	50x50mm	1800mm	Black
FAP5021	50x50mm	2100mm	Black
FAP6518	65x65mm	1800mm	Black
FAP6521	65x65mm	2100mm	Black
FAP6525	65x65mm	2500mm	Black
FAP6528	65x65mm	2800mm	Black
FAP1025	100x100mm	2500mm	Black

FLANGED POSTS



PRODUCT CODE	SIZE	LENGTH	FINISH
FAF5013	50x50mm	1300mm	Black
FAF5016	50x50mm	1600mm	Black
FAF6513	65x65mm	1300mm	Black
FAF6519	65x65mm	1900mm	Black

BRACKETS, TEK SCREWS & CAPS



PRODUCT CODE FAPB3825-4
4 Pack 38x25mm (for Lodge panel range) and 8 x tek screws



PRODUCT CODE FAC5050
SIZE 50x50mm

PRODUCT CODE FAC6565
SIZE 65x65mm



PRODUCT CODE FAPB5025-4
4 Pack 50x25mm (for Barrier Balustrade panel) and 8 x tek screws



PRODUCT CODE FPC1000
SIZE 100x100mm



PRODUCT CODE FAPB4040-6
6 Pack 40x40mm (for Mansion panel range) and 12 x tek screws

HARDWARE – ALUMINIUM

PEDESTRIAN POOL HARDWARE SET

- 2 x Self-closing Hinges and screws
- 1 x Magnetic pool latch and screws



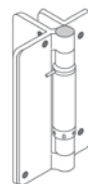
FHTC1000
(pair)



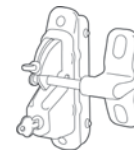
FHML1000
(each)

PEDESTRIAN SET WITH LOCKING LATCH

- 2 x Plain hinges and screws
- 1 x Single sided locking latch and screws



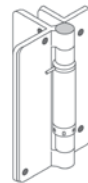
FHQF1000
(pair)



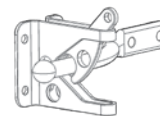
FHLL1000
(each)

PEDESTRIAN SET WITH SNAP LATCH

- 2 x Plain hinges and screws
- 1 x Snap latch and screws



FHQF1000
(pair)



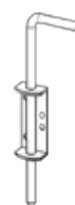
FHDL1000
(each)

DOUBLE GATE SET WITH SNAP LATCH

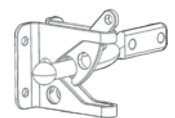
- 4 x Plate gudgeons & 4 x Adjustable pivots
- 2 x Drop bolts and screws
- 1 x Snap latch and screws



FHSH1000
(2 pairs)



FHDB1000
(each)



FHDL1000
(each)

DOUBLE GATE SET AND LOCKING LATCH

- 4 x Plate gudgeons & 4 x Adjustable pivots
- 2 x Drop bolts and screws
- 1 x Locking latch and screws



FHSH1000
(2 pairs)



FHDB1000
(each)



FHLL1000
(each)



CLADDING IDEAS



**COLOURSTEEL
IRON**



**PALING
TIMBER**




**HORIZONTAL SLAT
TIMBER**



STEEL GATE FRAME

The best way to keep your gate strong and straight for years is to use a steel gate frame. Constructed from hot-dip galvanised steel this frame can handle anything.

Attach your own timber, iron or cladding to this frame to form a robust gate that will match in with its surroundings.



**STEEL GATE
FRAME HOT DIP
GALVANIZED**



**CUT OUT FOR
LATCHING**

PRODUCT CODE FSGFSG1795
GATE FRAME HEIGHT 1700mm
GATE FRAME WIDTH 950mm

PROFILE 25mm x 25mm
FINISH Hot dip galvanised





TIMBER

Treated Radiata Pine H3 - Highly resistant to the weather in New Zealand and especially resistant to rot, providing years of trouble free use in outdoor situations.

Kiln-Dried Timber - Kiln-dried timber produces a consistent of dryness throughout the timber to prevent warping or twisting of the gate once installed.

Waterproof Structural Adhesives - Longevity is further guaranteed with the use of quality waterproof adhesives used in all joining processes.

Stainless Steel Fastenings - Only stainless steel fastening (rust free) are used on our gates.





MANOR

THE STATELY CHARACTER of the manor design makes this one of our most popular designs. Its curved top rail gives an inviting atmosphere to any entranceway.



**CURVED
TOP RAIL**



**MORTISE &
TENON JOINT**



**70 X 45mm
FRAME**



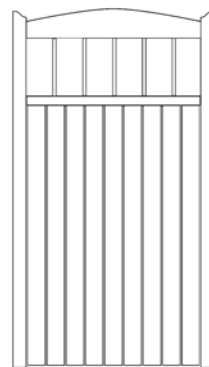
**H3.2 TREATED
RADIATA PINE**



MANOR PEDESTRIAN GATE

PRODUCT CODE	GATE HEIGHT
FTMSG1210	1200mm
FTMSG1510	1500mm
FTMSG1810	1800mm


GATE WIDTH	1000mm
GATE FRAME	70 x 45mm
TIMBER	Radiata Pine clears H3.2 treated
CONSTRUCTION	Mortise and tenon joints
HARDWARE OPTIONS	See page 34



MANOR DRIVEWAY GATES

PRODUCT CODE	GATE HEIGHT
FTMDG1215	1200mm
FTMDG1515	1500mm
FTMDG1815	1800mm

GATE WIDTH	1500mm x 2
GATE FRAME	70 x 45mm
TIMBER	Radiata Pine clears H3.2 treated
CONSTRUCTION	Mortise and tenon joints
HARDWARE OPTIONS	See page 34

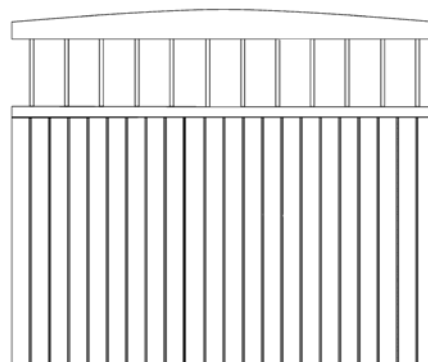


Custom sizes available

MANOR FENCE PANEL

PRODUCT CODE	GATE HEIGHT
FTMFP1220	1200mm
FTMFP1522	1500mm
FTMFP1822	1800mm

PANEL WIDTH	2000mm
PANEL FRAME	70 x 45mm
TIMBER	Radiata Pine clears H3.2 treated
CONSTRUCTION	Mortise and tenon joints





COTTAGE

THE COTTAGE design is suited for both tall or low fence heights. This design creates a statement to any property and provides the privacy you require.



MORTISE & TENON JOINT



**70 X 45mm
FRAME**




**H3.2 TREATED
RADIATA PINE**

COTTAGE PEDESTRIAN GATE

PRODUCT CODE	GATE HEIGHT
FTCSG1210	1200mm
FTCSG1510	1500mm
FTCSG1810	1800mm

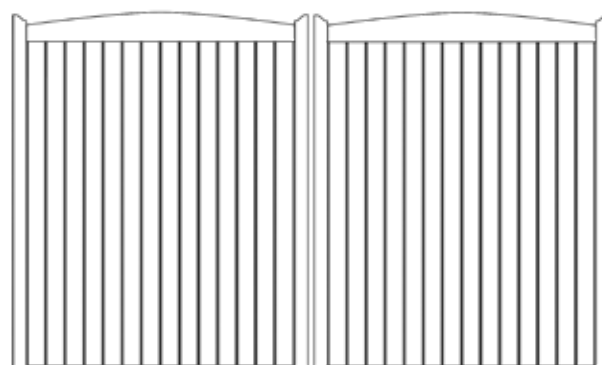
GATE WIDTH	1000mm
GATE FRAME	70 x 45mm
TIMBER	Radiata Pine clears H3.2 treated
CONSTRUCTION	Mortise and tenon joints
HARDWARE OPTIONS	See page 34



COTTAGE DRIVEWAY GATES

PRODUCT CODE	GATE HEIGHT
FTCDG1215	1200mm
FTCDG1515	1500mm
FTCDG1815	1800mm

GATE WIDTH	1500mm x 2
GATE FRAME	70 x 45mm
TIMBER	Radiata Pine clears H3.2 treated
CONSTRUCTION	Mortise and tenon joints
HARDWARE OPTIONS	See page 34

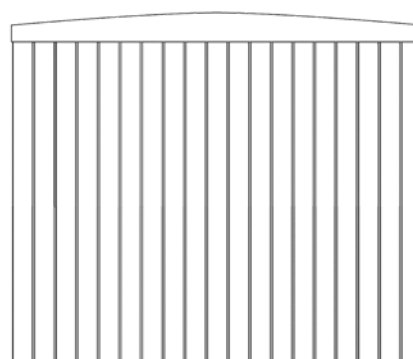


Custom sizes available

COTTAGE FENCE PANEL

PRODUCT CODE	GATE HEIGHT
FTCFP1220	1200mm
FTCFP1520	1500mm
FTCFP1820	1800mm

PANEL WIDTH	2000mm
PANEL FRAME	70 x 45mm
TIMBER	Radiata Pine clears H3.2 treated
CONSTRUCTION	Mortise and tenon joints





STUDIO

THE STUDIO design is constructed with horizontal lines which are enhanced by a 10mm gap between each paling. This design provides a modern look and will enhance any property.



MORTISE & TENON JOINT




**70 X 45MM
FRAME**



**H3.2 TREATED
RADIATA PINE**


STUDIO PEDESTRIAN GATE

PRODUCT CODE	GATE HEIGHT
FTSSG1210	1200mm
FTSSG1510	1500mm
FTSSG1810	1800mm
GATE WIDTH	
1000mm	
GATE FRAME	
70 x 45mm	
TIMBER	
Radiata Pine clears H3.2 treated	
CONSTRUCTION	
Mortise and tenon joints	
HARDWARE OPTIONS	
See page 34	



STUDIO DRIVEWAY GATES


PRODUCT CODE	GATE HEIGHT
FTSDG1215	1200mm
FTSDG1515	1500mm
FTSDG1815	1800mm
GATE WIDTH	
1500mm x 2	
GATE FRAME	
70 x 45mm	
TIMBER	
Radiata Pine clears H3.2 treated	
CONSTRUCTION	
Mortise and tenon joints	
HARDWARE OPTIONS	
See page 34	



Custom sizes available

STUDIO FENCE PANEL

PRODUCT CODE	GATE HEIGHT
FTSFP1220	1200mm
FTSFP1520	1500mm
FTSFP1820	1800mm
PANEL WIDTH	
2000mm	
PANEL FRAME	
70 x 45mm	
TIMBER	
Radiata Pine clears H3.2 treated	
CONSTRUCTION	
Mortise and tenon joints	





HOMESTYLE

THE HOMESTYLE design is a clean, smart looking gate. The ultra clean lines are enhanced by the vertical palings.



**MORTISE &
TENON JOINT**



**70 X 45mm
FRAME**




**BANDSAWN
FRONT FACE
H3.2 TREATED
RADIATA PINE**

HOMESTYLE PEDESTRIAN GATE

PRODUCT CODE	GATE HEIGHT
FTHSG1210	1200mm
FTHSG1510	1500mm
FTHSG1810	1800mm


GATE WIDTH	1000mm
GATE FRAME	70 x 45mm
TIMBER	Radiata Pine clears H3.2 treated
CONSTRUCTION	Mortise and tenon joints
HARDWARE OPTIONS	See page 34



HOMESTYLE DRIVEWAY GATES

PRODUCT CODE	GATE HEIGHT
FTHDG1215	1200mm
FTHDG1515	1500mm
FTHDG1815	1800mm

GATE WIDTH	1500mm x 2
GATE FRAME	70 x 45mm
TIMBER	Radiata Pine clears H3.2 treated
CONSTRUCTION	Mortise and tenon joints
HARDWARE OPTIONS	See page 34




Custom sizes available

HOMESTYLE FENCE PANEL

PRODUCT CODE	GATE HEIGHT
FTHFP1220	1200mm
FTHFP1520	1500mm
FTHFP1820	1800mm

PANEL WIDTH	2000mm
PANEL FRAME	70 x 45mm
TIMBER	Radiata Pine clears H3.2 treated
CONSTRUCTION	Mortise and tenon joints





URBAN SLAT

MODERN DESIGN with horizontal slats at the best price – the Urban is the design for you. Constructed from tight knot grade this will fit seamlessly into your garden or front entrance.



HALVING JOINT



**82 X 42mm
FRAME**



**H3.2 TREATED
RADIATA PINE**

PRODUCT CODE

FTUSG1210
FTUSG1510
FTUSG1810

GATE HEIGHT

1200mm
1500mm
1800mm

TIMBER

Radiata Pine dressing grade
H3.2 treated

CONSTRUCTION

Halving joint with structural
adhesive and stainless steel pins

GATE WIDTH

1000mm

GATE FRAME

82 x 42mm

HARDWARE OPTIONS See page 34



KIWI SOLID

TIMBER

A **KIWI CLASSIC** to complete your traditional paling fence.



HALVING JOINT



**82 X 42mm
FRAME**



**H3.2 TREATED
RADIATA PINE**

PRODUCT CODE

FTKSG1210
FTKSG1510
FTKSG1810

GATE HEIGHT

1200mm
1500mm
1800mm

TIMBER

Radiata Pine dressing grade
H3.2 treated

CONSTRUCTION

Halving joint with structural
adhesive and stainless steel pins

GATE WIDTH

1000mm

HARDWARE OPTIONS

See page 34

GATE FRAME

82 x 42mm

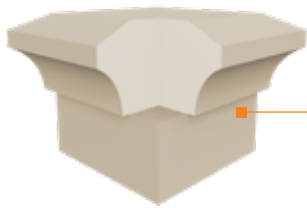


POST CAPS

MAKE A STATEMENT and add the finishing touch to your timber fence with a Fentec Post Top or Cap. With six standard designs in Classic, Replica 45 & Replica 90 to choose from there will be one that works for your project.


DESIGN DIFFERENCE

CLASSIC TOPS



POST TOP SITS ON THE TOP OF THE POST

REPLICA 45 & 90 CAPS



CAP SLIDES OVER THE POST

CLASSIC POST TOPS



CLASSIC PLAIN

PRODUCT CODE	SIZE (mm)
FCPL10075	100 x 75
FCPL100100	100 x 100
FCPL125125	125 x 125
FCPL150150	150 x 150
FCPL200200	200 x 200



CLASSIC PYRAMID

PRODUCT CODE	SIZE (mm)
FCPY10075	100 x 75
FCPY100100	100 x 100
FCPY125125	125 x 125
FCPY150150	150 x 150



CLASSIC DOME

PRODUCT CODE	SIZE (mm)
FCDO10075	100 x 75
FCDO100100	100 x 100



CLASSIC POST HEAD

PRODUCT CODE	SIZE (mm)
FCPH10075	100 x 75
FCPH100100	100 x 100



CLASSIC BALL

PRODUCT CODE	SIZE (mm)
FCBA10075	100 x 75
FCBA100100	100 x 100



CLASSIC ACORN

PRODUCT CODE	SIZE (mm)
FCAC10075	100 x 75
FCAC100100	100 x 100

REPLICA 45 CAPS

The 45mm moulding of the Replica 45 Cap is mitred around the top of the post and can be custom made to fit different sized posts.



REPLICA 45 PLAIN

PRODUCT CODE	SIZE (mm)
FRPL10075-45	100 x 75
FRPL100100-45	100 x 100
FRPL125125-45	125 x 125
FRPL150150-45	150 x 150
FRPL200200-45	200 x 200



REPLICA 45 PYRAMID

PRODUCT CODE	SIZE (mm)
FRPY10075-45	100 x 75
FRPY100100-45	100 x 100
FRPY125125-45	125 x 125
FRPY150150-45	150 x 150
FRPY200200-45	200 x 200



REPLICA 45 ACORN

PRODUCT CODE	SIZE (mm)
FRAC10075-45	100 x 75
FRAC100100-45	100 x 100
FRAC125125-45	125 x 125
FRAC150150-45	150 x 150
FRAC200200-45	200 x 200



REPLICA 45 BALL

PRODUCT CODE	SIZE (mm)
FRBA10075-45	100 x 75
FRBA100100-45	100 x 100
FRBA125125-45	125 x 125
FRBA150150-45	150 x 150
FRBA200200-45	200 x 200

REPLICA 90 CAPS

The 90mm moulding of the Replica 90 Cap is mitred around the top of the post and can be custom made to fit different sized posts.



REPLICA 90 PLAIN

PRODUCT CODE	SIZE (mm)
FRPL125125-90	125 x 125
FRPL150150-90	150 x 150
FRPL200200-90	200 x 200
FRPL300300-90	300 x 300
FRPL400400-90	400 x 400



REPLICA 90 PYRAMID

PRODUCT CODE	SIZE (mm)
FRPY125125-90	125 x 125
FRPY150150-90	150 x 150
FRPY200200-90	200 x 200
FRPY300300-90	300 x 300
FRPY400400-90	400 x 400



REPLICA 90 ACORN

PRODUCT CODE	SIZE (mm)
FRAC125125-90	125 x 125
FRAC150150-90	150 x 150
FRAC200200-90	200 x 200
FRAC300300-90	300 x 300
FRAC400400-90	400 x 400



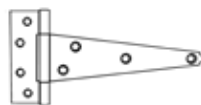
REPLICA 90 BALL

PRODUCT CODE	SIZE (mm)
FRBA125125-90	125 x 125
FRBA150150-90	150 x 150
FRBA200200-90	200 x 200
FRBA300300-90	300 x 300
FRBA400400-90	400 x 400

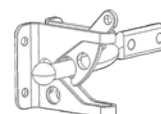
HARDWARE – TIMBER

200mm TEE-HINGE & SNAP-LATCH

- 2 x Tee-hinge and screws
- 1 x Snap latch and screws



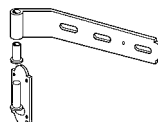
FHTH1000
(pair)



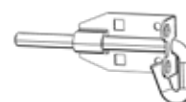
FHDL1000
(each)

300mm CRANKED HINGE & PADBOLT

- 2 x Hinge straps and coach bolts with
- 2 x Plate gudgeons and tek screws
- 1 x Padbolt and screws



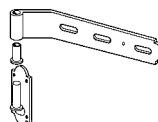
FHCS3000
(pair)




FHPB1000
(each)

300mm CRANKED HINGE & RING-LATCH

- 2 x Hinge straps and coach bolts with
- 2 x Plate gudgeons and tek screws
- 1 x Ring latch and screws



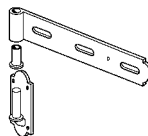
FHCS3000
(pair)



FHRL1000
(each)

350mm HINGE STRAP & SNAP LATCH

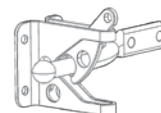
- 4 x Hinge straps and coach bolts with
- 4 x Plate gudgeons and tek screws
- 2 x Drop bolts and screws
- 1 x Snap latch and screws



FHHS3500
(2 pairs)



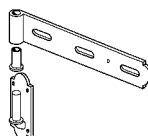
FHDB1000
(each)



FHDL1000
(each)

350mm HINGE STRAP & LOOP-LATCH

- 4 x Hinge straps and coach bolts with
- 4 x Plate gudgeons and tek screws
- 2 x Drop bolts and screws
- 1 x Loop latch and screw



FHHS3500
(2 pairs)



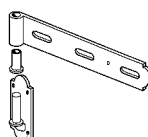
FHDB1000
(each)



FHLL1010
(each)

350mm HINGE STRAP & RING LATCH


- 4 x Hinge straps and coach bolts with
- 4 x Plate gudgeons and tek screws
- 2 x Drop bolts and screws
- 1 x Ring latch and screws



FHHS3500
(2 pairs)



FHDB1000
(each)





FHRL1000
(each)



MY PROJECT

Sketch your fencelines with approx measurements and gate locations below, then visit your local store to discuss your requirements. Check out our website for inspiration and ideas - fentec.co.nz



Notes

If you have any enquiries, please contact us at: sales@fentec.co.nz or 0800 002 725

Design specifications included in this catalogue are subject to change without notice.



WWW.FENTEC.CO.NZ | 0800 002 725